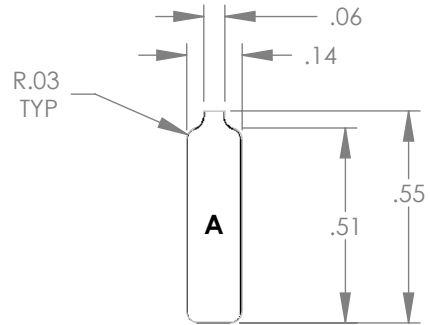
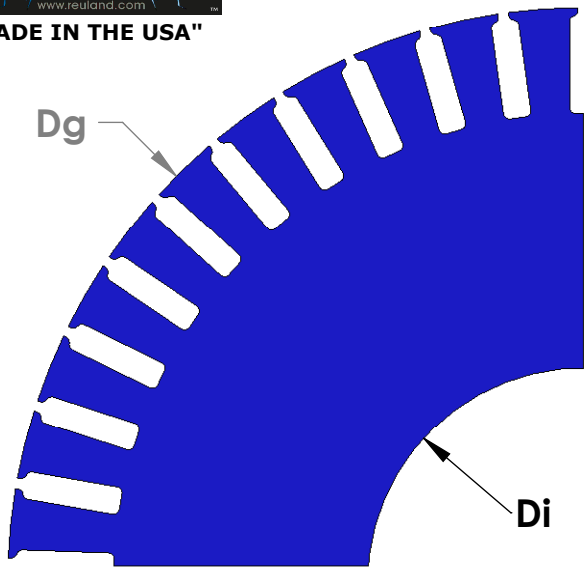
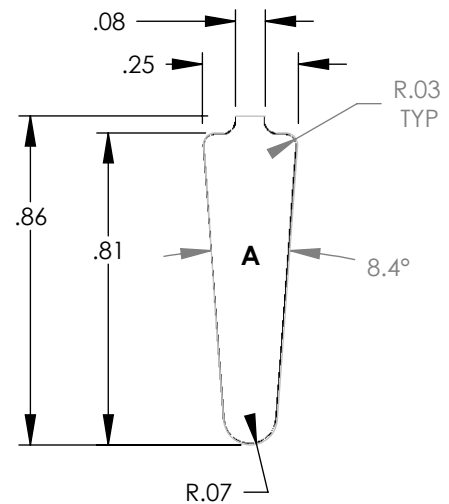
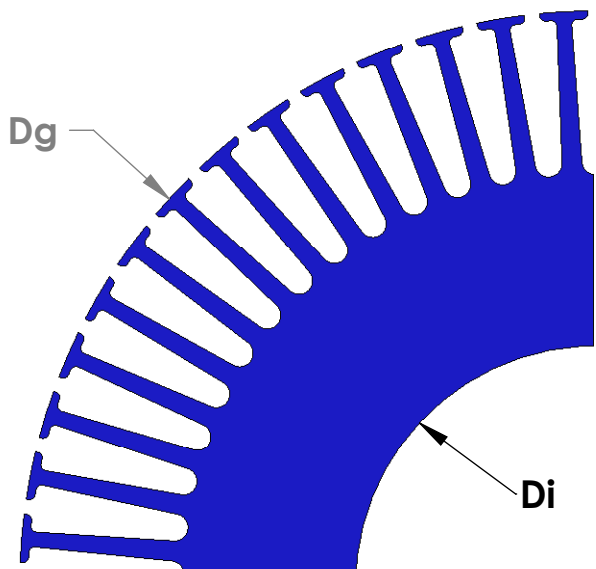




"MADE IN THE USA"



ROTOR	SLOT L	CHARACTERISTICS			
		Dg	Di	N	A
42423-C		6.00	1.50	45	0.075
42423-D		6.00	2.00	45	0.075
42423-E		6.00	2.25	45	0.075
42423-G		6.00	3.00	45	0.075



ROTOR	SLOT G	CHARACTERISTICS			
		Dg	Di	N	A
42445-D		6.00	2.00	57	0.156
42445-G		6.00	3.00	57	0.156

NOTE: CORES ARE WELDED
NOT TO SCALE

MATERIAL: SILICON STEEL
DIMENSIONS: INCHES

REULAND ELECTRIC CO.
INDUSTRY, CA HOWELL, MI CINCINNATI, OH

www.reuland.com

Copyright © 2009 Reuland Electric Co. 2009. All Rights Reserved.