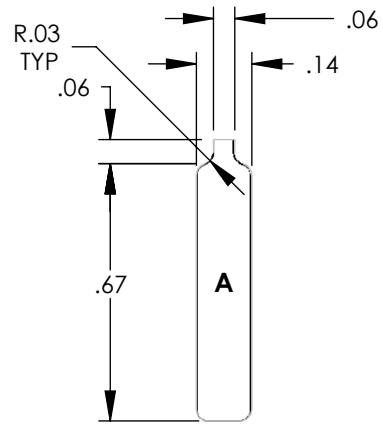
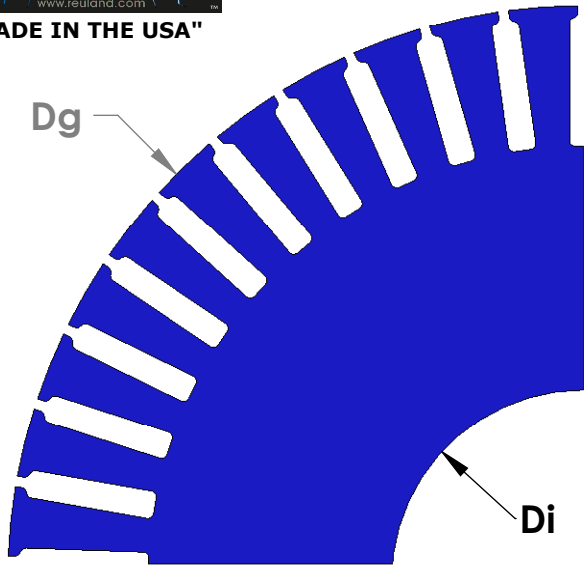
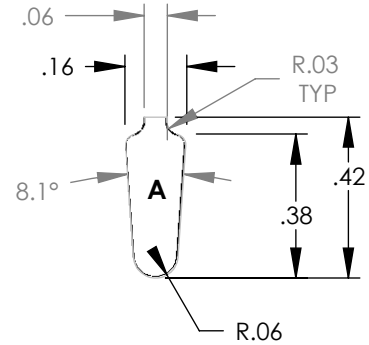
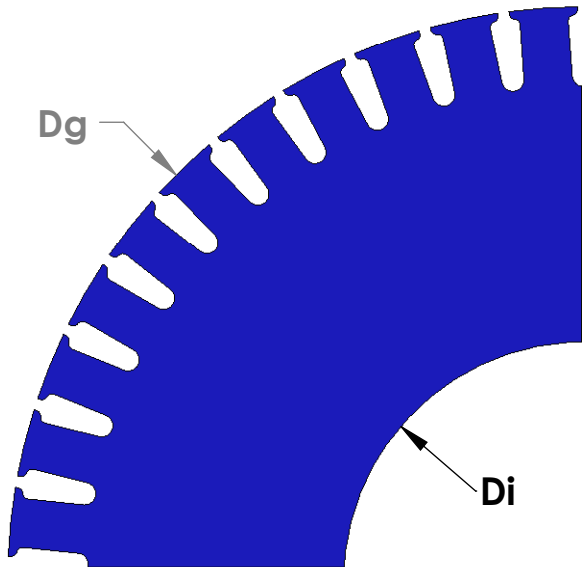




"MADE IN THE USA"



ROTOR	SLOT B	CHARACTERISTICS			
		Dg	Di	N	A
42420-C		6.00	1.00	45	0.100
42420-D		6.00	2.00	45	0.100
42420-G		6.00	3.00	45	0.100



ROTOR	SLOT G	CHARACTERISTICS			
		Dg	Di	N	A
42421-C		6.00	1.50	45	0.056
42421-D		6.00	2.00	45	0.056
42421-E		6.00	2.25	45	0.056
42421-F		6.00	2.75	45	0.056
42421-G		6.00	3.00	45	0.056

NOTE: CORES ARE WELDED NOT TO SCALE

MATERIAL: SILICON STEEL
DIMENSIONS: INCHES

REULAND ELECTRIC CO.
INDUSTRY, CA HOWELL, MI CINCINNATI, OH

www.reuland.com

Copyright © 2009 Reuland Electric Co. 2009. All Rights Reserved.