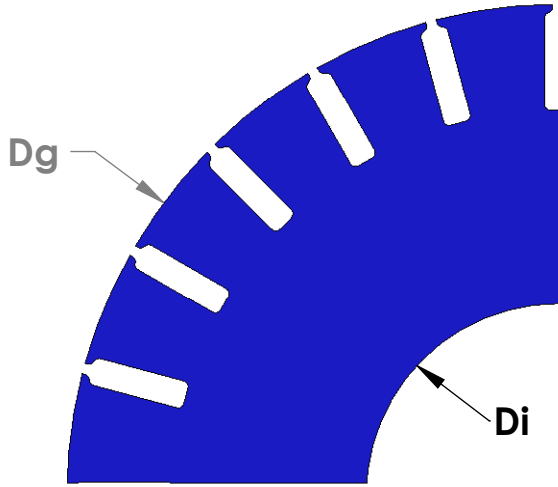
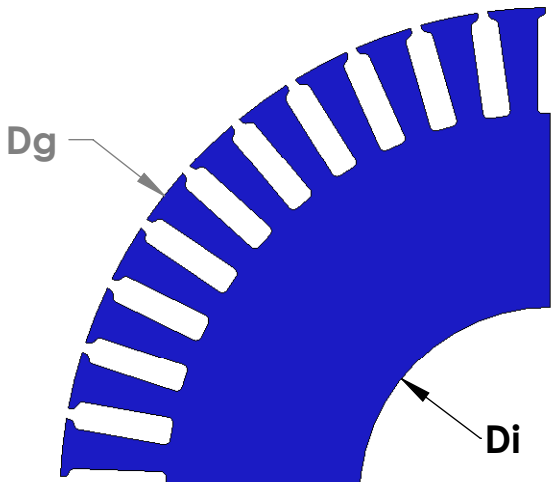
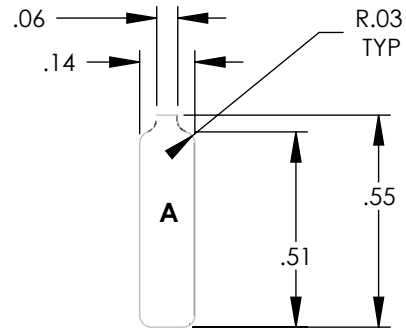




"MADE IN THE USA"



| ROTOR | SLOT L | CHARACTERISTICS | | | |
|---------|-----------|-----------------|------|----|-------|
| | | Dg | Di | N | A |
| 42206-A | | 5.12 | 1.00 | 24 | 0.075 |
| 42206-B | | 5.12 | 1.25 | 24 | 0.075 |
| 42206-C | | 5.12 | 1.50 | 24 | 0.075 |



| ROTOR | SLOT L | CHARACTERISTICS | | | |
|---------|-----------|-----------------|------|----|-------|
| | | Dg | Di | N | A |
| 42223-A | | 5.12 | 1.00 | 45 | 0.075 |
| 42223-B | | 5.12 | 1.25 | 45 | 0.075 |
| 42223-C | | 5.12 | 1.50 | 45 | 0.075 |
| 42223-E | | 5.12 | 2.25 | 45 | 0.075 |

NOTE: CORES ARE WELDED
NOT TO SCALE

MATERIAL: SILICON STEEL
DIMENSIONS: INCHES

REULAND ELECTRIC CO.
INDUSTRY, CA HOWELL, MI CINCINNATI, OH

www.reuland.com

Copyright © 2009 Reuland Electric Co. 2009. All Rights Reserved.