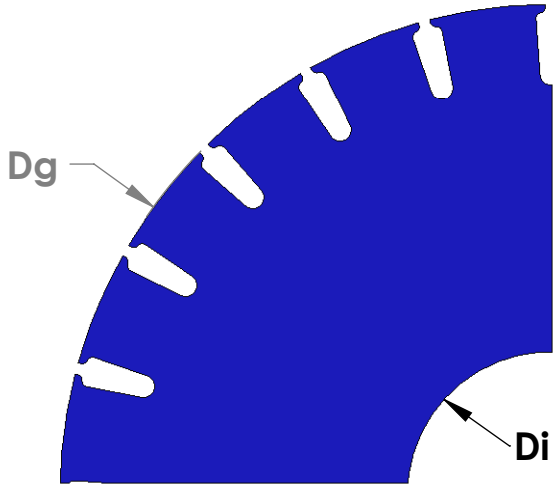
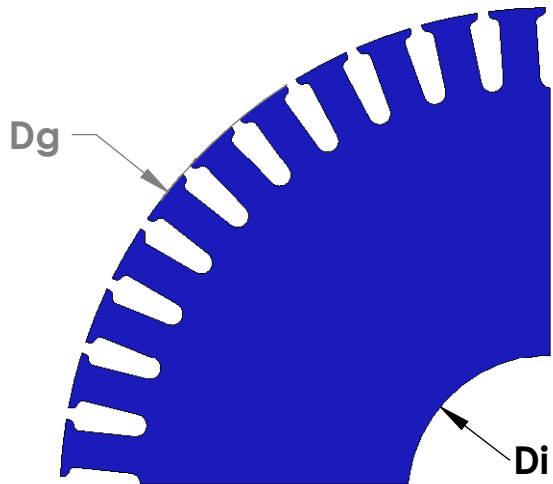
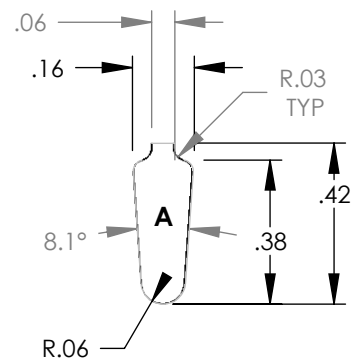




"MADE IN THE USA"



ROTOR	SLOT G	CHARACTERISTICS			
		D _g	D _i	N	A
42200-A		5.12	1.00	24	0.056
42200-B		5.12	1.25	24	0.056
42200-C		5.12	1.50	24	0.056



ROTOR	SLOT G	CHARACTERISTICS			
		D _g	D _i	N	A
42221-A		5.12	1.00	45	0.125
42221-B		5.12	1.25	45	0.125
42221-C		5.12	1.50	45	0.125
42221-E		5.12	2.25	45	0.125
42221-G		5.12	3.00	45	0.125

NOTE: CORES ARE WELDED
NOT TO SCALE

MATERIAL: SILICON STEEL
DIMENSIONS: INCHES

REULAND ELECTRIC CO.
INDUSTRY, CA HOWELL, MI CINCINNATI, OH