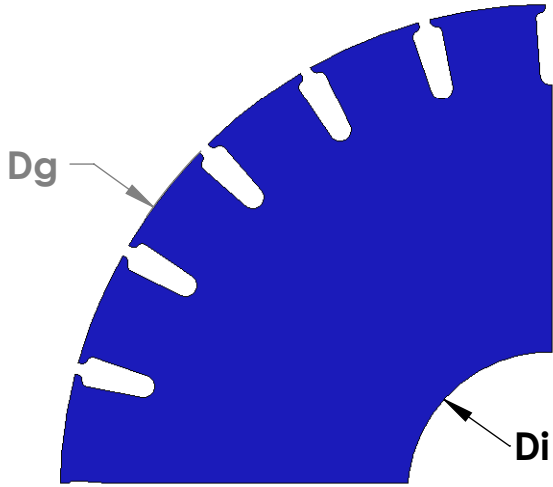
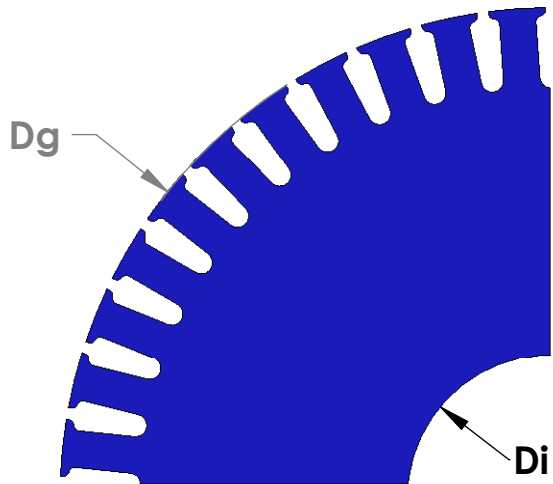
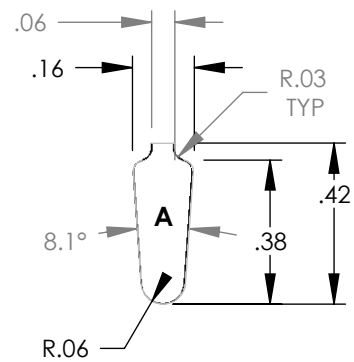




"MADE IN THE USA"



ROTOR	SLOT G	CHARACTERISTICS			
		D <sub>g</sub>	D <sub>i</sub>	N	A
42200-A		5.12	1.00	24	0.056
42200-B		5.12	1.25	24	0.056
42200-C		5.12	1.50	24	0.056



ROTOR	SLOT G	CHARACTERISTICS			
		D <sub>g</sub>	D <sub>i</sub>	N	A
42221-A		5.12	1.00	45	0.125
42221-B		5.12	1.25	45	0.125
42221-C		5.12	1.50	45	0.125
42221-E		5.12	2.25	45	0.125
42221-G		5.12	3.00	45	0.125

NOTE: CORES ARE WELDED  
NOT TO SCALE

MATERIAL: SILICON STEEL  
DIMENSIONS: INCHES

**REULAND ELECTRIC CO.**  
INDUSTRY, CA HOWELL, MI CINCINNATI, OH

[www.reuland.com](http://www.reuland.com)

Copyright © 2009 Reuland Electric Co. 2009. All Rights Reserved.