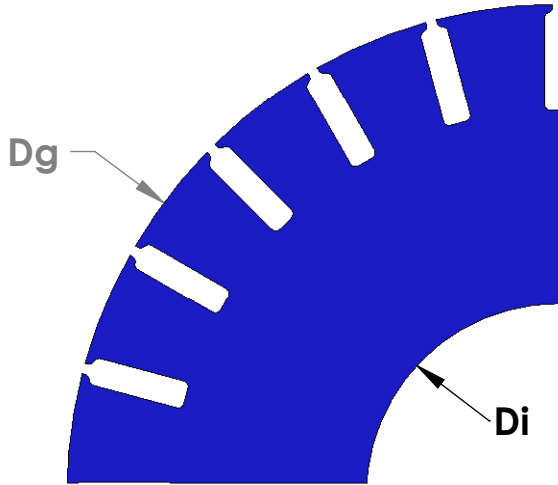
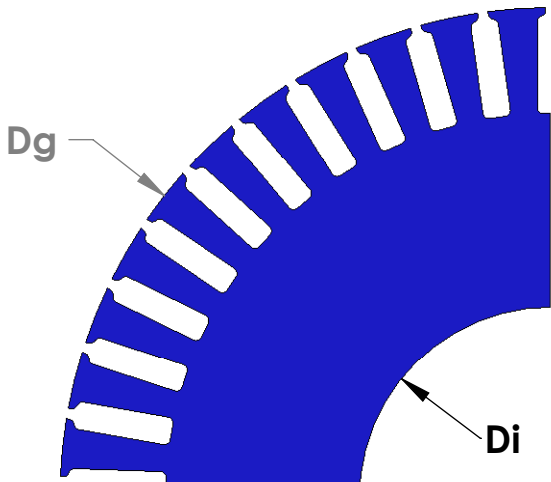
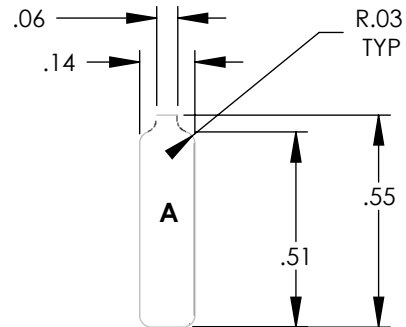




"MADE IN THE USA"



ROTOR	SLOT L	CHARACTERISTICS			
		Dg	Di	N	A
42206-A		5.12	1.00	24	0.075
42206-B		5.12	1.25	24	0.075
42206-C		5.12	1.50	24	0.075



ROTOR	SLOT L	CHARACTERISTICS			
		Dg	Di	N	A
42223-A		5.12	1.00	45	0.075
42223-B		5.12	1.25	45	0.075
42223-C		5.12	1.50	45	0.075
42223-E		5.12	2.25	45	0.075

NOTE: CORES ARE WELDED
NOT TO SCALE

MATERIAL: SILICON STEEL
DIMENSIONS: INCHES

REULAND ELECTRIC CO.
INDUSTRY, CA HOWELL, MI CINCINNATI, OH

www.reuland.com

Copyright © 2009 Reuland Electric Co. 2009. All Rights Reserved.